

Scaled data based on original data using
LM-79-08 Approved Method: Electrical and Photometric Measurements of Solid-
State Lighting Products

Test Report Prepared for
Cooper Lighting Solutions
(formerly Eaton)

Brand: STREETWORKS

Report Number: P367392

Luminaire Tested: **PMM-SA2C-727-U-5NQ**

Issue Date: 12/2/2019

Test Information

Test Method: LM-79-08
Report Number: P367392
TEST IS SCALED FROM IESNA LM-79-08 TEST DATA (G2-1910-543-5)
Test Lab: INNOVATION CENTER
Issue Date: 12/2/2019
Manufacturer: COOPER LIGHTING SOLUTIONS (FORMERLY EATON)
Product Line: STREETWORKS
Catalog Number: PMM-SA2C-727-U-5NQ
Description: MESA POST TOP DECORATIVE LUMINAIRE. (2) LIGHTSQUARES WITH 16 LEDS EACH AND TYPE V NARROW OPTICS.
Light Source: -
Ballast/Driver: ELECTRONIC DRIVER

Summary

Lumens per Lamp: N/A
Luminaire Lumens: 10557 lumens
Efficiency: N/A
Efficacy: 93.4 lumens/watt
Luminous Opening: Rectangular (W 0.5' x L: 1' x H: 0')
IES Classification: Type V - Short
BUG Rating: B3 - U0 - G1

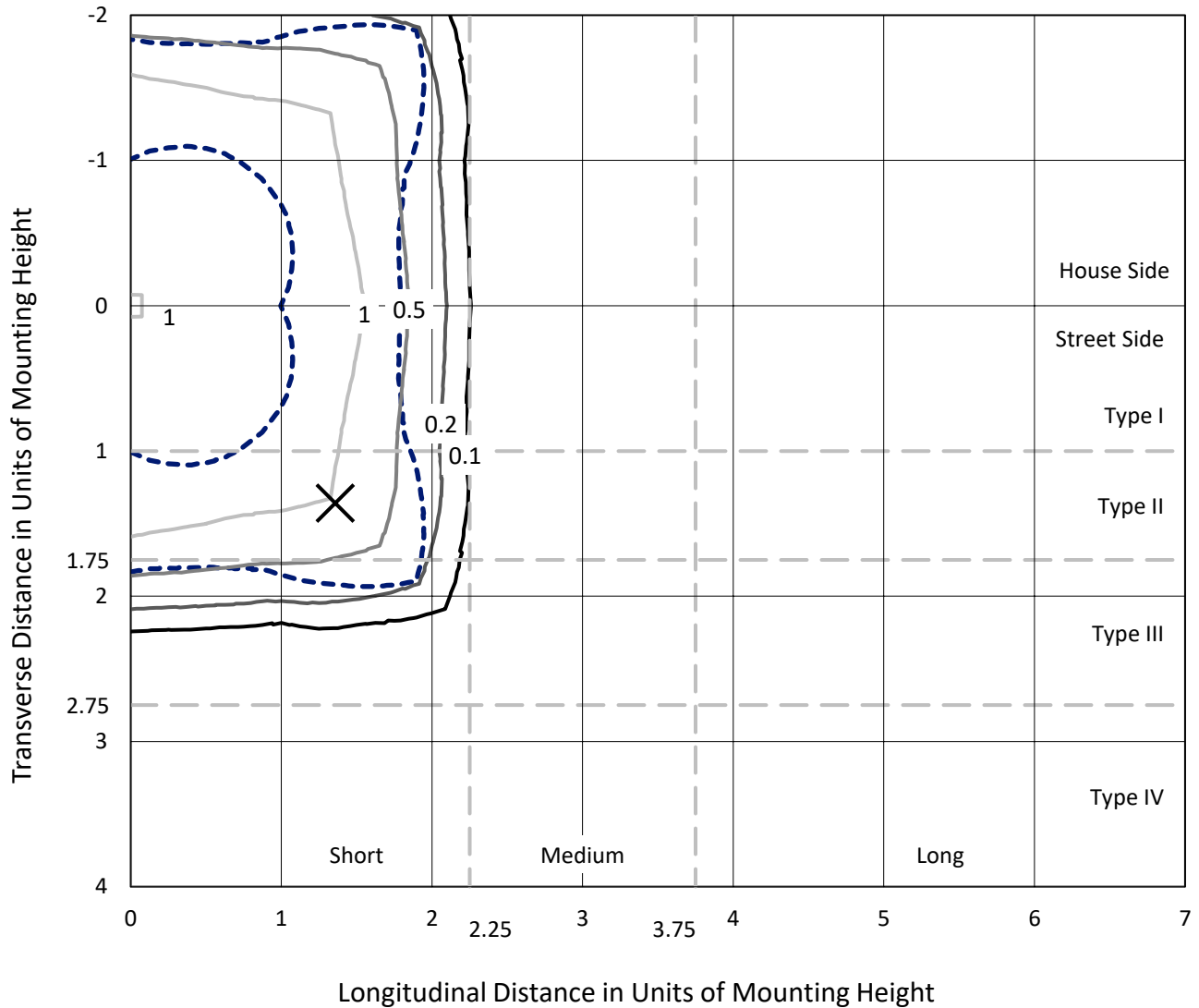
Input Watts (W): 113
Input Voltage (V): NR
Input Current (Ain): NR
Voltage Rise (V): NR
Power Factor: NR
Total Harmonic Distortion (THDi): NR
Frequency (hertz): 60
Stabilization Time: NR
Operation Time: NR
Ambient Temperature (°C): NR
Test Distance: 28.75 FT



REPORT NUMBER: P367392
 CATALOG NUMBER: PMM-SA2C-727-U-5NQ

Iso-Footcandle Lines of Horizontal Illumination

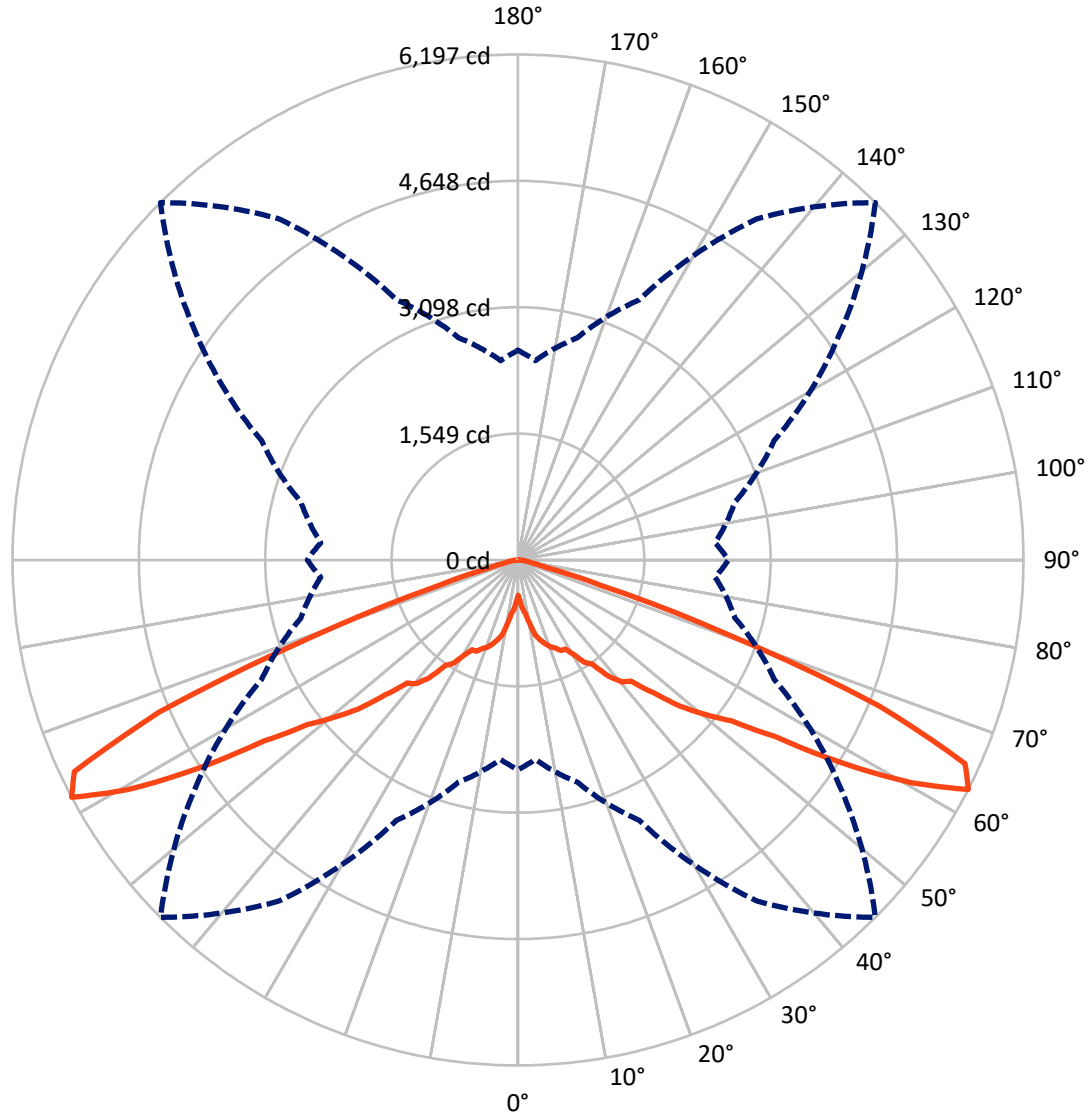
✕ Max cd
 - - - 1/2 Max cd



Based on 25 foot mounting height. Maximum calculated value = 1.8 fc
 Type V - Short - N/A

REPORT NUMBER: P367392
CATALOG NUMBER: PMM-SA2C-727-U-5NQ

Luminous Intensity Polar Plot



— Vertical Plane Through 45-Deg Lateral - - - Horizontal Cone Through 62.5-Deg Vertical

REPORT NUMBER: P367392
 CATALOG NUMBER: PMM-SA2C-727-U-5NQ

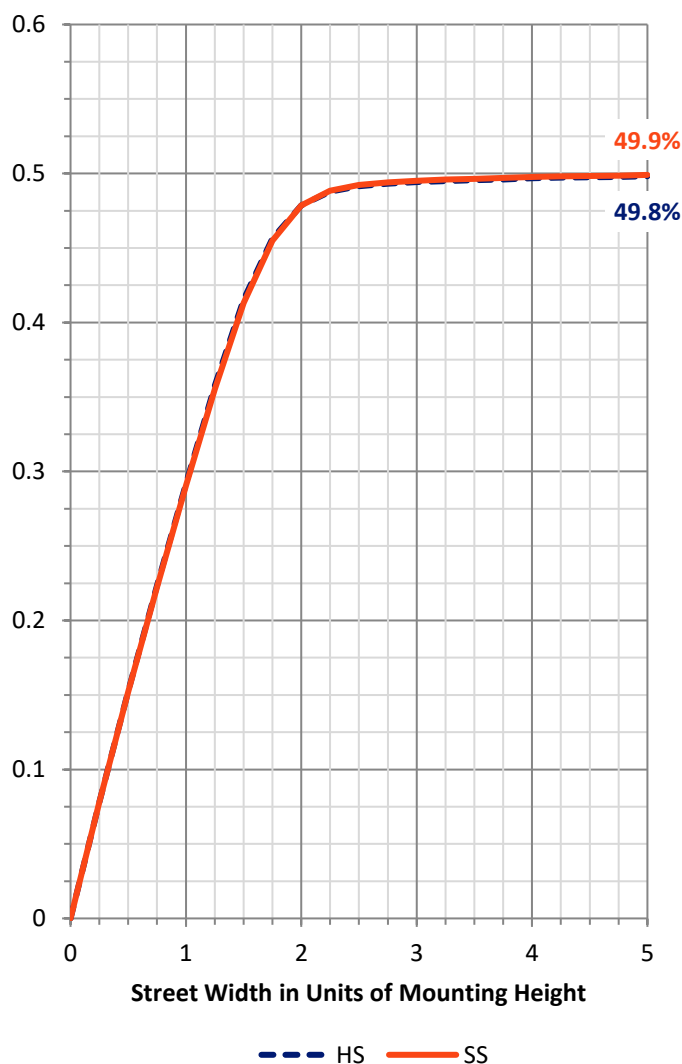
FLUX DISTRIBUTION:

		Downward	Upward	Total
House Side	Lumens	5278.5	0.0	5278.5
	% Fixture	50.0	0.0	50.0
Street Side	Lumens	5278.5	0.0	5278.5
	% Fixture	50.0	0.0	50.0
Total	Lumens	10557.0	0.0	10557.0
	% Fixture	100.0	0.0	100.0

ZONAL LUMENS:

Zone	Lumens	% Fixture
0°-10°	65.1	0.6
10°-20°	286.8	2.7
20°-30°	601.2	5.7
30°-40°	1132.8	10.7
40°-50°	2055.9	19.5
50°-60°	3473.8	32.9
60°-70°	2596.9	24.6
70°-80°	290.5	2.8
80°-90°	54.1	0.5
90°-100°	0.0	0.0
100°-110°	0.0	0.0
110°-120°	0.0	0.0
120°-130°	0.0	0.0
130°-140°	0.0	0.0
140°-150°	0.0	0.0
150°-160°	0.0	0.0
160°-170°	0.0	0.0
170°-180°	0.0	0.0
0°-90°	10557.0	100.0
0°-180°	10557.0	100.0

Coefficient of Utilization



REPORT NUMBER: P367392

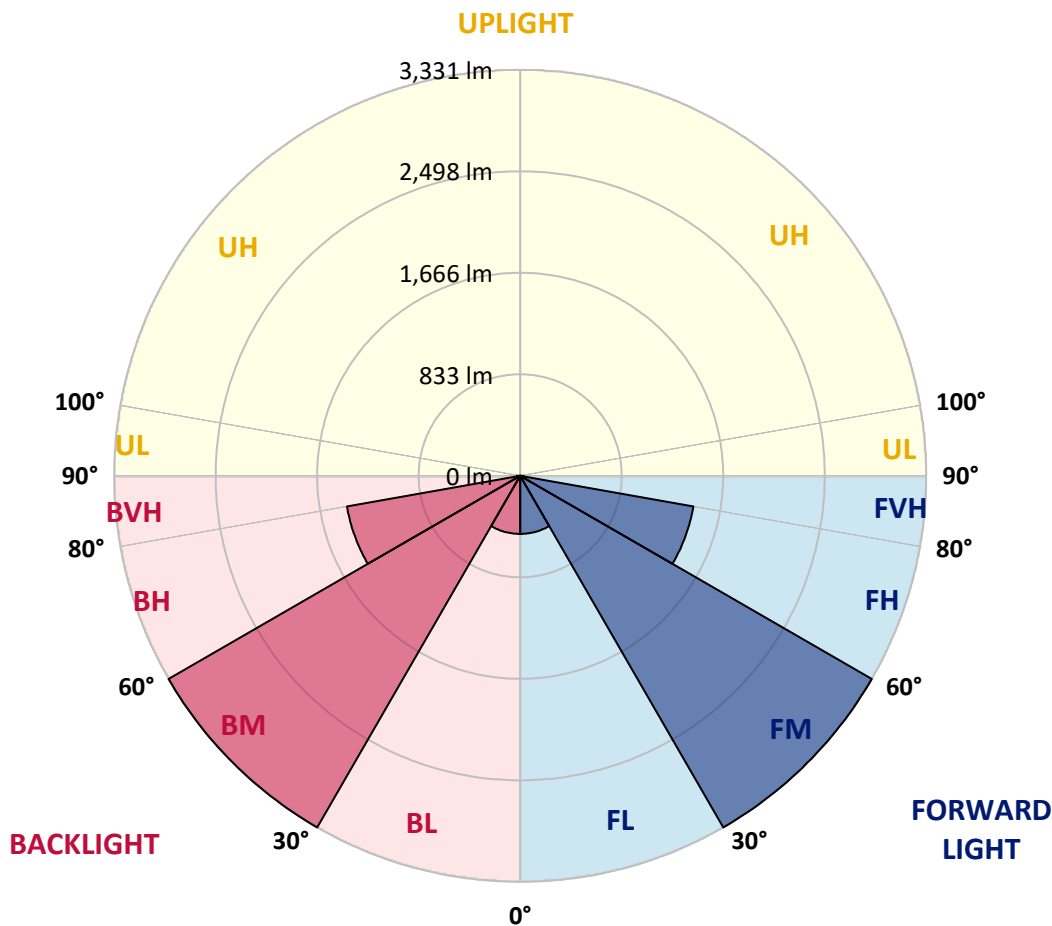
CATALOG NUMBER: PMM-SA2C-727-U-5NQ

LUMINAIRE CLASSIFICATION SYSTEM LUMEN TABLE AND BUG RATING:

Zone	Lumens	% Fixture	Zone Rating/Lumen Limit		
			B	U	G
FL (0°-30°)	476.6	4.5			
FM (30°-60°)	3331.2	31.6			
FH (60°-80°)	1443.7	13.7			G1/1800
FVH (80°-90°)	27.0	0.3			G1/100
BL (0°-30°)	476.6	4.5	B1/500		
BM (30°-60°)	3331.2	31.6	B3/5000		
BH (60°-80°)	1443.7	13.7	B3/2500		G1/1800
BVH (80°-90°)	27.0	0.3			G1/100
UL (90°-100°)	0.0	0.0		U0/0	
UH (100°-180°)	0.0	0.0		U0/0	

BUG Rating: B3-U0-G1

Type V Short





REPORT NUMBER: P367392
 CATALOG NUMBER: PMM-SA2C-727-U-5NQ

CANDELA DISTRIBUTION (FULL):

	0°	5°	15°	25°	35°	45°	55°	65°	75°	85°	90°
0°	431.6	431.6	431.6	431.6	431.6	431.6	431.6	431.6	431.6	431.6	431.6
2.5°	524.8	515.4	482.3	493.9	506.0	504.2	501.2	492.2	484.0	518.0	524.8
5°	669.2	647.7	636.1	626.6	624.5	601.3	633.1	629.6	640.4	658.4	676.0
7.5°	784.3	764.1	733.6	727.1	692.4	666.6	694.1	728.0	738.7	771.8	791.6
10°	826.4	808.7	814.3	785.6	783.8	791.1	785.1	792.9	821.2	817.3	831.9
12.5°	920.8	923.9	905.8	898.5	913.1	944.9	917.8	908.4	901.5	930.7	939.7
15°	1009.3	1026.9	997.3	992.6	986.6	1016.2	987.0	1001.2	1013.6	1019.6	1016.2
17.5°	1134.7	1135.6	1102.5	1049.7	1069.5	1078.9	1066.0	1041.5	1100.4	1130.0	1131.7
20°	1217.2	1220.2	1154.9	1072.5	1128.3	1136.9	1130.4	1079.3	1157.5	1206.9	1204.7
22.5°	1306.1	1295.8	1207.3	1147.2	1167.0	1172.1	1158.4	1151.9	1206.9	1296.7	1283.3
25°	1365.8	1384.7	1296.7	1258.0	1241.3	1229.2	1246.8	1250.3	1306.5	1388.1	1343.0
27.5°	1508.4	1475.8	1337.9	1352.5	1316.8	1235.7	1313.0	1355.5	1343.5	1482.6	1516.6
30°	1635.1	1636.0	1442.7	1470.6	1404.5	1338.8	1422.5	1483.9	1468.9	1647.1	1614.9
32.5°	1797.0	1803.0	1623.5	1548.8	1504.1	1491.7	1481.3	1549.2	1642.8	1787.1	1790.2
35°	1971.8	2023.4	1779.4	1700.8	1624.8	1569.8	1629.1	1723.2	1784.1	2014.8	1974.0
37.5°	2312.4	2225.7	2026.0	1878.2	1829.7	1807.8	1839.1	1893.7	2025.5	2224.4	2294.4
40°	2513.9	2489.8	2217.9	2094.2	1907.0	1965.4	1948.2	2097.7	2206.8	2503.6	2510.0
42.5°	2821.8	2700.7	2456.3	2299.1	2130.7	2029.4	2136.8	2337.3	2469.2	2720.0	2838.6
45°	3065.3	2909.9	2721.3	2601.9	2389.3	2314.1	2352.8	2609.6	2775.0	2947.2	3103.1
47.5°	3334.6	3166.3	2977.7	2765.6	2558.1	2680.5	2612.2	2838.1	2999.6	3246.6	3392.6
50°	3673.1	3486.7	3245.3	3070.1	2932.6	2975.6	2964.8	3125.9	3325.2	3550.2	3716.0
52.5°	4045.9	3835.0	3602.2	3439.4	3381.5	3274.9	3414.1	3480.2	3627.1	3833.3	4027.9
55°	4306.6	4095.7	3954.8	4007.2	3991.8	3820.8	3942.8	3949.7	3878.8	3953.1	4149.0
57.5°	4266.2	4064.8	4045.5	4243.5	4539.4	4704.7	4516.2	4110.7	3845.3	3810.5	4018.0
60°	3730.2	3558.0	3734.9	4181.6	5043.6	5547.0	4821.1	3989.2	3552.0	3371.1	3571.3
62.5°	2570.6	2454.2	2821.0	3519.3	5104.2	6196.8	4810.0	3466.5	2754.8	2426.7	2582.2
65°	1218.5	1176.4	1486.1	2231.3	4251.6	6023.3	4202.2	2345.5	1585.7	1266.6	1301.8
67.5°	458.3	437.2	545.5	985.7	2677.9	4777.3	2824.8	1157.1	613.3	476.7	493.1
70°	260.3	245.2	259.4	359.5	1078.0	2705.9	1218.5	396.9	260.7	237.5	253.0
72.5°	204.9	193.3	195.4	217.3	371.9	1062.2	394.3	226.3	189.4	180.0	193.7
75°	169.2	158.9	158.5	170.5	216.9	344.9	222.9	173.1	153.3	146.5	157.6
77.5°	134.4	128.4	130.1	139.6	155.5	192.8	161.5	140.0	125.8	117.7	125.4
80°	98.4	97.5	104.4	113.0	116.0	129.7	121.1	113.0	100.5	88.9	91.9
82.5°	64.4	64.9	77.7	84.6	83.3	82.9	86.8	86.3	75.2	58.8	58.8
85°	36.9	37.8	47.7	53.3	52.4	41.7	55.0	55.4	48.1	35.6	34.4
87.5°	12.0	15.0	20.6	21.9	21.0	11.6	21.0	23.2	21.0	15.0	13.3
90°	0.0	0.0	0.0	0.0	0.0	0.0	0.0	0.0	0.0	0.0	0.0

(END OF REPORT)